

Sahara International Petrochemical Company
(Formerly Saudi International Petrochemical Company)
(A Saudi Joint Stock Company)

CONDENSED CONSOLIDATED INTERIM FINANCIAL STATEMENTS
For the three and six months period ended 30 June 2020
With Independent Auditor's Review Report

SAHARA INTERNATIONAL PETROCHEMICAL COMPANY
(FORMERLY SAUDI INTERNATIONAL PETROCHEMICAL COMPANY)
A SAUDI JOINT STOCK COMPANY
CONDENSED CONSOLIDATED INTERIM FINANCIAL STATEMENTS
FOR THE THREE AND SIX MONTHS PERIOD ENDED 30 JUNE 2020

| INDEX | PAGE |
|--|-------------|
| Independent auditor's review report on the condensed consolidated interim financial statements | - |
| Condensed consolidated statement of financial position | 1 - 2 |
| Condensed consolidated income statement | 3 |
| Condensed consolidated statement of profit or loss and other comprehensive income | 4 |
| Condensed consolidated statement of changes in equity | 5 |
| Condensed consolidated statement of cash flows | 6 |
| Notes to the condensed consolidated interim financial statements | 7 - 20 |



KPMG Al Fozan & Partners

Certified Public Accountants

1st Floor, Battoyor Tower

King Saud Road, Al Safa

P.O. Box 4803

Al Khobar, 31952

Kingdom of Saudi Arabia

Telephone +966 13 816 2999

Fax +966 13 816 2888

Internet www.kpmg.com/sa

Licence No. 46/11/323 issued 11/3/1992

Independent auditor's report on review of condensed consolidated interim financial statements

To the Shareholders of Sahara International Petrochemical Company

Introduction

We have reviewed the accompanying 30 June 2020 condensed consolidated interim financial statements of Sahara International Petrochemical Company ("the Company") and its subsidiaries ("the Group") which comprises:

- the condensed consolidated statement of financial position as at 30 June 2020;
- the condensed consolidated income statement for the three and six month periods ended 30 June 2020;
- the condensed consolidated statement of profit or loss and other comprehensive income for the three and six month periods ended 30 June 2020;
- the condensed consolidated statement of changes in equity for the six month period ended 30 June 2020;
- the condensed consolidated statement of cash flows for the six month period ended 30 June 2020 and
- the notes to the condensed consolidated interim financial statements.

Management is responsible for the preparation and presentation of these condensed consolidated interim financial statements in accordance with IAS 34, 'Interim Financial Reporting' that is endorsed in the Kingdom of Saudi Arabia. Our responsibility is to express a conclusion on these condensed consolidated interim financial statements based on our review.

Scope of review

We conducted our review in accordance with the International Standard on Review Engagements 2410, 'Review of Interim Financial Information Performed by the Independent Auditor of the Entity' that is endorsed in the Kingdom of Saudi Arabia. A review of interim financial information consists of making inquiries, primarily of persons responsible for financial and accounting matters, and applying analytical and other review procedures. A review is substantially less in scope than an audit conducted in accordance with International Standards on Auditing that are endorsed in the Kingdom of Saudi Arabia, and consequently does not enable us to obtain assurance that we would become aware of all significant matters that might be identified in an audit. Accordingly, we do not express an audit opinion.

Independent auditor's report on review of condensed consolidated interim financial statements

To the Shareholders of Sahara International Petrochemical Company (Continued)

Conclusion

Based on our review, nothing has come to our attention that causes us to believe that the accompanying 30 June 2020 condensed consolidated interim financial statements of Sahara International Petrochemical Company and its subsidiaries are not prepared, in all material respects, in accordance with IAS 34, 'Interim Financial Reporting' that is endorsed in the Kingdom of Saudi Arabia.

**For KPMG Al Fozan & Partners
Certified Public Accountants**



Abdulaziz Abdullah Alnaim

License No: 394

Al Khobar

Date: 23 July, 2020

Corresponding to: 2 Dhul Al-Hijjah, 1441H

SAHARA INTERNATIONAL PETROCHEMICAL COMPANY
(FORMERLY SAUDI INTERNATIONAL PETROCHEMICAL COMPANY)
A SAUDI JOINT STOCK COMPANY
CONDENSED CONSOLIDATED STATEMENT OF FINANCIAL POSITION
AS AT 30 JUNE 2020
EXPRESSED IN SAUDI RIYALS IN THOUSANDS UNLESS OTHERWISE STATED

| | <u>Notes</u> | <u>30 June 2020 (Unaudited)</u> | <u>31 December 2019 (Audited)</u> |
|--|--------------|-------------------------------------|---------------------------------------|
| <u>Assets</u> | | | |
| <u>Non-current assets</u> | | | |
| Property, plant and equipment | 6 | 13,364,156 | 13,971,025 |
| Right-of-use assets | | 61,873 | 67,608 |
| Intangible assets | | 386,909 | 334,113 |
| Investments in a joint venture and associates | 7 | 3,464,911 | 3,559,679 |
| Long term investments | | 206,882 | 229,629 |
| Deferred tax assets | | 23,340 | 38,453 |
| Long term prepaid employees' benefits | | 983,401 | 1,029,750 |
| Goodwill | | 630,483 | 630,483 |
| Other non-current assets | | 3,504 | 2,990 |
| Total non-current assets | | 19,125,459 | 19,863,730 |
| <u>Current assets</u> | | | |
| Inventories | 8 | 1,045,298 | 957,467 |
| Trade receivables | 13 | 681,858 | 842,358 |
| Prepayments and other current assets | | 301,768 | 187,540 |
| Short term investments | | 332,998 | 348,900 |
| Cash and cash equivalents | | 2,944,809 | 1,791,277 |
| | | 5,306,731 | 4,127,542 |
| Assets held for sale | 9 | 29,512 | - |
| Total current assets | | 5,336,243 | 4,127,542 |
| Total assets | | 24,461,702 | 23,991,272 |
| <u>Equity and Liabilities</u> | | | |
| <u>Equity attributable to the owners of the Company</u> | | | |
| Share capital | | 7,333,333 | 7,333,333 |
| Share premium | | 4,172,667 | 4,172,667 |
| Treasury shares | | (3,613) | (2,062) |
| Statutory reserve | | 1,235,350 | 1,235,350 |
| Other reserves | | (8,422) | (433) |
| Retained earnings | | 451,540 | 603,326 |
| Total owners' equity | | 13,180,855 | 13,342,181 |
| Non-controlling interests | | 845,076 | 995,819 |
| Total equity | | 14,025,931 | 14,338,000 |
| <u>Liabilities</u> | | | |
| <u>Non-current liabilities</u> | | | |
| Long term bank loans and borrowings | 10 | 5,933,275 | 5,711,701 |
| Sukuk | 10 | - | 987,445 |
| Long term advances from non-controlling shareholders | 10 | 76,338 | 74,474 |
| Contractual liabilities | | 159,186 | 164,246 |
| Lease liabilities | | 64,755 | 68,594 |
| Employees' benefits | | 563,353 | 522,353 |
| Deferred tax liabilities | | 54,937 | 42,712 |
| Decommissioning liability | | 135,267 | 131,588 |
| Derivative financial instrument | | 13,056 | 10,568 |
| Other non-current liabilities | | 8,556 | 8,556 |
| Total non-current liabilities | | 7,008,723 | 7,722,237 |


SAHARA INTERNATIONAL PETROCHEMICAL COMPANY
(FORMERLY SAUDI INTERNATIONAL PETROCHEMICAL COMPANY)
A SAUDI JOINT STOCK COMPANY
CONDENSED CONSOLIDATED STATEMENT OF FINANCIAL POSITION (CONTINUED)
AS AT 30 JUNE 2020
EXPRESSED IN SAUDI RIYALS IN THOUSANDS UNLESS OTHERWISE STATED

| | <u>Notes</u> | <u>30 June 2020 (Unaudited)</u> | <u>31 December 2019 (Audited)</u> |
|--|--------------|-------------------------------------|---------------------------------------|
| <u>Current liabilities</u> | | | |
| Current portion of long-term bank loans and borrowings | 10 | 957,318 | 836,013 |
| Sukuk | 10 | 987,718 | - |
| Short term advances from non-controlling shareholders | 10 | 3,500 | 21,500 |
| Short term loan | | 70,000 | - |
| Current portion of contractual liabilities | | 14,746 | 14,746 |
| Current portion of lease liabilities | | 2,431 | 3,327 |
| Trade and other payables | | 161,986 | 187,934 |
| Accrued expenses and other current liabilities | | 990,786 | 645,454 |
| Zakat and income tax payable | 5 | 238,563 | 222,061 |
| Total current liabilities | | 3,427,048 | 1,931,035 |
| Total liabilities | | 10,435,771 | 9,653,272 |
| Total liabilities and equity | | 24,461,702 | 23,991,272 |


The condensed consolidated interim financial statements appearing on pages 1 to 20 were approved by the Board of Directors of the Company on 2 Dhul Hijjah, 1441H (corresponding to 23 July 2020G) and have been signed on their behalf by:



Khalid Abdullah Al- Zamil
Chairman of the Board



Saleh Mohammed Bahamdan
Chief Executive Officer




Rushdi Khalid Al-Dulajjan
Vice President, Finance

The accompanying notes 1 through 16 appearing on pages 7 to 20 form an integral part of these condensed consolidated interim financial statements.

SAHARA INTERNATIONAL PETROCHEMICAL COMPANY
(FORMERLY SAUDI INTERNATIONAL PETROCHEMICAL COMPANY)
A SAUDI JOINT STOCK COMPANY
CONDENSED CONSOLIDATED INCOME STATEMENT
FOR THE THREE AND SIX MONTHS PERIOD ENDED 30 JUNE 2020
EXPRESSED IN SAUDI RIYALS IN THOUSANDS UNLESS OTHERWISE STATED

| | Notes | Three months from April to June | | Six months from January to June | |
|---|-------|------------------------------------|---------------------|------------------------------------|---------------------|
| | | 2020 (Unaudited) | 2019 (Unaudited) | 2020 (Unaudited) | 2019 (Unaudited) |
| Revenue | 3 | 950,238 | 1,409,418 | 2,354,330 | 2,531,024 |
| Cost of sales | | (800,431) | (920,848) | (1,942,607) | (1,637,390) |
| Gross profit | | 149,807 | 488,570 | 411,723 | 893,634 |
| Selling and distribution expenses | | (85,857) | (70,763) | (191,450) | (131,812) |
| General and administrative expenses | | (87,366) | (97,369) | (177,344) | (173,954) |
| Operating (loss) / profit | | (23,416) | 320,438 | 42,929 | 587,868 |
| Share of (loss) / profit from a joint venture and associates | | (51,503) | 13,661 | (61,656) | 13,661 |
| Finance income | | 8,684 | 9,075 | 15,287 | 15,117 |
| Finance cost | | (78,931) | (86,376) | (169,984) | (170,803) |
| Other income and expenses, net | 14 | 36,221 | (2,669) | (35,637) | (18,533) |
| (Loss) / profit before Zakat and income tax | | (108,945) | 254,129 | (209,061) | 427,310 |
| Zakat and income tax expense | | (38,036) | (24,444) | (56,818) | (53,923) |
| (Loss) / profit for the period | | (146,981) | 229,685 | (265,879) | 373,387 |
| (Loss) / profit attributable to: | | | | | |
| Equity holders of the Company | | (98,961) | 210,853 | (151,786) | 325,578 |
| Non-controlling interests | | (48,020) | 18,832 | (114,093) | 47,809 |
| Total (loss) / profit for the period | | (146,981) | 229,685 | (265,879) | 373,387 |
| Earnings per share: | | | | | |
| Basic and diluted (loss) / earnings per share attributable to the equity holders of the Company | 15 | (0.13) | 0.43 | (0.21) | 0.76 |


Khalid Abdulrah Al-Zamil
Chairman of the Board



Saleh Mohammed Bahamdan
Chief Executive Officer


Rushdi Khalid Al-Dulaijan
Vice President, Finance

The accompanying notes 1 through 16 appearing on pages 7 to 20 form an integral part of these condensed consolidated interim financial statements.

SAHARA INTERNATIONAL PETROCHEMICAL COMPANY
(FORMERLY SAUDI INTERNATIONAL PETROCHEMICAL COMPANY)
A SAUDI JOINT STOCK COMPANY
CONDENSED CONSOLIDATED STATEMENT OF PROFIT OR LOSS
AND OTHER COMPREHENSIVE INCOME
FOR THE THREE AND SIX MONTHS PERIOD ENDED 30 JUNE 2020
EXPRESSED IN SAUDI RIYALS IN THOUSANDS UNLESS OTHERWISE STATED

| | Three months from April to June | | Six months from January to June | |
|--|------------------------------------|---------------------|------------------------------------|---------------------|
| | 2020 (Unaudited) | 2019 (Unaudited) | 2020 (Unaudited) | 2019 (Unaudited) |
| (Loss) / profit for the period | (146,981) | 229,685 | (265,879) | 373,387 |
| Other comprehensive income | | | | |
| <i>Items that will be reclassified to profit or loss in subsequent periods:</i> | | | | |
| Exchange difference on translation of foreign operations | 19 | (6) | (3) | 852 |
| Changes in fair value of derivative financial instruments designated as hedge | 456 | (4,808) | (4,076) | (4,808) |
| <i>Items that will not be reclassified to profit or loss in subsequent periods:</i> | | | | |
| Changes in fair value of financial assets at fair value through other comprehensive income | 14,811 | 5,732 | (2,512) | 5,732 |
| Total other comprehensive income /(loss) | 15,286 | 918 | (6,591) | 1,776 |
| Total comprehensive (loss) / income for the period | (131,695) | 230,603 | (272,470) | 375,163 |
| Total comprehensive (loss) / income attributable to: | | | | |
| Equity holders of the Company | (83,675) | 211,771 | (158,377) | 327,354 |
| Non-controlling interests | (48,020) | 18,832 | (114,093) | 47,809 |
| Total comprehensive (loss) / income for the period | (131,695) | 230,603 | (272,470) | 375,163 |


Khalid Abdullah Al- Zamil
Chairman of the Board


Saleh Mohammed Bahamdan
Chief Executive Officer


Rushdi Khalid Al-Dulaijan
Vice President, Finance

The accompanying notes 1 through 16 appearing on pages 7 to 20 form an integral part of these condensed consolidated interim financial statements.

SAHARA INTERNATIONAL PETROCHEMICAL COMPANY
(FORMERLY SAUDI INTERNATIONAL PETROCHEMICAL COMPANY)
A SAUDI JOINT STOCK COMPANY

CONDENSED CONSOLIDATED STATEMENT OF CHANGES IN EQUITY
FOR THE SIX MONTHS PERIOD ENDED 30 JUNE 2020
EXPRESSED IN SAUDI RIYALS IN THOUSANDS UNLESS OTHERWISE STATED

| | Attributable to the owners of the Company | | | | | Non-controlling interest | Total |
|--|---|---------------|-----------------|-------------------|----------------|--------------------------|------------|
| | Share capital | Share premium | Treasury shares | Statutory reserve | Other reserves | | |
| As at 1 January 2019 (Audited) | 3,666,667 | - | (6,278) | 1,205,397 | 42,254 | 1,010,867 | 5,918,907 |
| Profit for the period (Unaudited) | - | - | - | - | - | 325,578 | 325,578 |
| Other comprehensive income (Unaudited) | - | - | - | - | 1,776 | - | 1,776 |
| Total comprehensive income (Unaudited) | - | - | - | - | 1,776 | 325,578 | 327,354 |
| Issued additional shared capital (Unaudited) | 3,666,666 | 4,172,667 | - | - | - | - | 7,839,333 |
| Advances from partners-discounting (Unaudited) | - | - | - | - | - | - | (403) |
| Net change in other reserves (Unaudited) | - | - | - | - | 941 | - | 941 |
| Movement in treasury shares, net (Unaudited) | - | - | 3,970 | - | - | - | 3,970 |
| Dividends (Unaudited) | - | - | - | - | - | (238,333) | (238,333) |
| As at 30 June 2019 (Unaudited) | 7,333,333 | 4,172,667 | (2,308) | 1,205,397 | 44,971 | 1,098,112 | 13,852,172 |
| | | | | | | | 1,253,485 |
| | | | | | | | 15,105,657 |

Attributable to the owners of the Company

| | Attributable to the owners of the Company | | | | | Non-controlling interest | Total |
|--|---|---------------|-----------------|-------------------|----------------|--------------------------|------------|
| | Share Capital | Share premium | Treasury shares | Statutory reserve | Other reserves | | |
| As at 1 January 2020 (Audited) | 7,333,333 | 4,172,667 | (2,062) | 1,235,350 | (433) | 603,326 | 13,342,181 |
| Loss for the period (Unaudited) | - | - | - | - | - | (151,786) | (151,786) |
| Other comprehensive loss (Unaudited) | - | - | - | - | (6,591) | - | (6,591) |
| Total comprehensive loss (Unaudited) | - | - | - | - | (6,591) | (151,786) | (158,377) |
| Reduction of share capital (Unaudited) | - | - | (1,551) | - | - | - | (1,551) |
| Movement in treasury shares, net (Unaudited) | - | - | - | - | (1,398) | - | (1,398) |
| Net change in other reserves (Unaudited) | - | - | - | - | - | - | - |
| Dividends (Unaudited) | - | - | - | - | - | (25,580) | (25,580) |
| As at 30 June 2020 (Unaudited) | 7,333,333 | 4,172,667 | (3,613) | 1,235,350 | (8,422) | 451,540 | 13,180,855 |
| | | | | | | | 845,076 |
| | | | | | | | 14,025,931 |


Khalid Abdullah Al-Zamil
Chairman of the Board


Saleh Mohammed Bahamdan
Chief Executive Officer


Rushdi Khalid Al-Dulajjan
Vice President, Finance

The accompanying notes 1 through 16 appearing on pages 7 to 20 form an integral part of these condensed consolidated interim financial statements.

SAHARA INTERNATIONAL PETROCHEMICAL COMPANY
(FORMERLY SAUDI INTERNATIONAL PETROCHEMICAL COMPANY)
A SAUDI JOINT STOCK COMPANY
CONDENSED CONSOLIDATED STATEMENT OF CASH FLOWS
FOR THE SIX MONTHS PERIOD ENDED 30 JUNE 2020
EXPRESSED IN SAUDI RIYALS IN THOUSANDS UNLESS OTHERWISE STATED

| | 30 June 2020 (Unaudited) | 30 June 2019 (Unaudited) |
|---|-----------------------------|-----------------------------|
| Cash flow from operating activities | | |
| (Loss) / profit before Zakat and income tax for the period | (209,061) | 427,310 |
| <i>Non-cash adjustments to reconcile (loss)/ profit before Zakat and income tax to net cash flow generated from operating activities:</i> | | |
| Depreciation of property, plant and equipment | 416,143 | 352,833 |
| Depreciation of right-of-use assets | 2,231 | 1,090 |
| Impairment loss | 280,000 | - |
| Amortization of intangible assets and deferred costs | 33,940 | 45,982 |
| Amortization of contractual liabilities | (5,060) | (5,445) |
| Gain on disposal of precious metals | (222,988) | - |
| Share of loss / (profit) from a joint venture and associates | 61,656 | (13,661) |
| Provision for employees' benefits | 36,244 | 20,618 |
| Loss on property, plant and equipment - written off | - | 1,314 |
| Inventories - written off | 47,398 | 19,290 |
| Net foreign exchange difference | (335) | 921 |
| Finance income | (15,287) | (15,117) |
| Finance cost | 169,984 | 170,803 |
| | 594,865 | 1,005,938 |
| Changes in: | | |
| Trade receivables | 160,500 | (29,127) |
| Inventories | (135,229) | (3,287) |
| Prepayments and other current assets | (112,311) | (57,923) |
| Accrued expenses, trade and other payables | 300,922 | 3,904 |
| Proceeds under home ownership program | 32,605 | 19,562 |
| Cash flows from operations | 841,352 | 939,067 |
| Employee benefits paid | (2,647) | (15,960) |
| Zakat and income tax paid | (12,978) | (68,790) |
| Net cash generated from operating activities | 825,727 | 854,317 |
| Cash flow from investing activities | | |
| Additions to property, plant and equipment | (328,130) | (281,327) |
| Additions to long term prepaid employees' benefits, net | 627 | (1,943) |
| Additions to Intangibles | (271) | (28) |
| Movement in long- and short-term investments, net | 34,739 | 10,715 |
| Finance income received | 13,370 | 12,453 |
| Sale proceed from disposal of precious metals | 358,984 | - |
| Dividend received from an associate | 32,550 | - |
| Net cash generated from / (used) in investing activities | 111,869 | (260,130) |
| Cash flow from financing activities | | |
| Proceeds from long term loans and borrowings | 1,175,000 | 1,429,997 |
| Repayment of long-term loans and borrowings | (832,210) | (1,179,560) |
| Net change in advances from non-controlling shareholders | (16,136) | 8,559 |
| Movement in treasury shares, net | (1,551) | 3,970 |
| Movement in short term loans | 70,000 | - |
| Movement in non-controlling interests | (36,650) | - |
| Dividend paid to shareholders | - | (238,333) |
| Interest paid | (139,195) | (185,946) |
| Payment of lease liabilities | (3,654) | (1,396) |
| Net cash generated from / (used) in financing activities | 215,604 | (162,709) |
| Net change in cash and cash equivalents | 1,153,200 | 431,478 |
| Cash and cash equivalents at 1 January | 1,791,277 | 1,013,514 |
| Cash and cash equivalents due to acquisition of Sahara | - | 914,848 |
| Effect of exchange rate fluctuations | 332 | (69) |
| Cash and cash equivalents at 30 June | 2,944,809 | 2,359,771 |

Khalid Abdullah Al- Zamil
Chairman of the Board

Saleh Mohammed Bahamdan
Chief Executive Officer

Rushdi Khalid Al-Dulaijan
Vice President, Finance

The accompanying notes 1 through 16 appearing on pages 7 to 20 form an integral part of these condensed consolidated interim financial statements.

SAHARA INTERNATIONAL PETROCHEMICAL COMPANY
(FORMERLY SAUDI INTERNATIONAL PETROCHEMICAL COMPANY)
A SAUDI JOINT STOCK COMPANY
NOTES TO THE CONDENSED CONSOLIDATED INTERIM FINANCIAL STATEMENTS
FOR THE SIX MONTHS PERIOD ENDED 30 JUNE 2020
EXPRESSED IN SAUDI RIYALS IN THOUSANDS UNLESS OTHERWISE STATED

1. CORPORATE INFORMATION

Sahara International Petrochemical Company "Sipchem" or "the Company", (formerly Saudi International Petrochemical Company), is a Saudi Joint Stock Company registered in the Kingdom of Saudi Arabia under Commercial registration number 1010156910 dated 14 Ramadan 1420H, corresponding to 22 December 1999G.

The Company's head office is in the city of Riyadh with a branch in Al-Khobar, where the headquarters for the executive management is located, which is registered under commercial registration number 2051023922 dated 30 Shawwal 1420H, corresponding to 6 February 2000G, and another branch in Jubail Industrial City which is registered under commercial registration number 2055007570 dated 4 Jumada Al-Awal, 1427H, corresponding to 1 June 2006G.

The principal activities of the Company are to own, establish, operate and manage industrial projects especially those related to chemical and petrochemical industries. The Company incurs costs on projects under development and subsequently establishes a separate Company for each project that has its own commercial registration. Costs incurred by the Company are transferred to the separate companies when they are established.

On Thursday, 11 Ramadan 1440H (corresponding to 16 May 2019G), Saudi International Petrochemical Company announced changing its name to Sahara International Petrochemical Company following completion of the business combination of equals between Saudi International Petrochemical Company and Sahara Petrochemicals Company, a Saudi Joint Stock Company having commercial registration number 1010199710 dated 19 Jumada Al-Awal 1425H (corresponding to 7 July 2004G).

This business combination was structured as an acquisition whereby Sipchem acquired 100% of Sahara Petrochemicals Company ("Sahara") shareholding by issuing 366,666,666 new Sipchem shares in accordance with implementation agreement and agreed ratio of 0.8356 shares of Sipchem for each share of Sahara. The issue of Sipchem shares was approved by shareholders in Extraordinary General Assembly on 11 Ramadan 1440H (corresponding to 16 May 2019G). Sipchem received required approvals from the Capital Market Authority and the Saudi Stock Exchange ("Tadawul"), the General Authority for Competition and all other relevant regulatory authorities prior to the date of Extraordinary General Assembly.

Following the acquisition of Sahara by Sipchem, Sahara shares were de-listed from Tadawul and new Sipchem shares were listed on Tadawul on 16 Ramadan 1440H (corresponding to 21 May 2019G), which resulted in Sahara becoming a wholly owned subsidiary of Sipchem.

Economic environment and its effects on business:

Recent development of coronavirus (COVID-19) and global recession due to falling demand are impacting the businesses in form of economic contraction. These circumstances have already started impacting the business activities; however, Management has proactively responded to contain the impact of these developments and established crisis management teams and processes, to ensure the health and safety of its employees, customers, contractors, and wider community as well as to ensure the continuity of supply of its products throughout its markets.

Further, during the six months period ended 30 June 2020, the financial performance of the Group were affected partly due to reduction in demand and partly due to fall in product prices. Notwithstanding these challenges, Sipchem's management continues to monitor the situation closely and has a strategy in place to minimize the impact of the pandemic on its operations and product supply to the market.

SAHARA INTERNATIONAL PETROCHEMICAL COMPANY
(FORMERLY SAUDI INTERNATIONAL PETROCHEMICAL COMPANY)
A SAUDI JOINT STOCK COMPANY
NOTES TO THE CONDENSED CONSOLIDATED INTERIM FINANCIAL STATEMENTS
FOR THE SIX MONTHS PERIOD ENDED 30 JUNE 2020
EXPRESSED IN SAUDI RIYALS IN THOUSANDS UNLESS OTHERWISE STATED

1. CORPORATE INFORMATION (continued)

As of 30 June, the Company has the following subsidiaries (the Company and its subsidiaries hereinafter referred to as "the Group"):

| Subsidiaries | Effective ownership percentage at 30 June | |
|--|--|-------------|
| | 2020 | 2019 |
| Sahara Petrochemicals Company ("Sahara") | 100% | 100% |
| International Methanol Company ("IMC") | 65% | 65% |
| International Diol Company ("IDC") | 53.91% | 53.91% |
| International Acetyl Company ("IAC") (1.1) | 89.52% | 89.52% |
| International Vinyl Acetate Company ("IVC") (1.1) | 89.52% | 89.52% |
| International Gases Company ("IGC") | 97% | 97% |
| Sipchem Marketing Company ("SMC") | 100% | 100% |
| Sahara Marketing Company ("SaMC") | 100% | 100% |
| International Utility Company ("IUC") | 78.20% | 78.20% |
| International Polymers Company ("IPC") | 75% | 75% |
| Sipchem Chemical Company ("SCC") | 100% | 100% |
| Sipchem Europe Cooperative U.A | 100% | 100% |
| Sipchem Europe B.V. | 100% | 100% |
| Sipchem Europe SA (Formerly Aectra SA) | 100% | 100% |
| Gulf Advance Cable Insulation Company (GACI) (1.2) | 50% | 50% |
| Saudi Specialized products Company (SSPC) | 75% | 75% |
| Sipchem Asia PTE Ltd. (1.3) | 100% | 100% |
| Sipchem Advance Technology Company (1.4) | 100% | 100% |

Sahara is principally involved in investing in industrial projects, especially in the petrochemicals and chemical fields and to own and execute projects necessary to supply raw materials and utilities.

The principal activity of IMC is the manufacturing and sale of methanol. IMC commenced its commercial operations in 2004.

The principal activity of IDC is the manufacturing and sale of maleic anhydride, butanediol and tetra hydro furan. IDC commenced its commercial operations in 2006 .

The principal activities of IAC and IVC are the manufacturing and sale of acetic acid and vinyl acetate monomer respectively. IAC and IVC commenced their commercial activities in 2010.

The principal activity of IGC is the manufacturing and sale of carbon monoxide. IGC commenced its commercial operations in 2010.

The principal activities of SMC and SaMC are to provide marketing services for the products manufactured by the Group Companies and other petrochemical products.

The principal activity of IUC is to provide industrial utilities to the group companies.

The principal activity of IPC is to manufacture and sell low-density polyethylene (LDPE), polyvinyl acetate (PVAC) and polyvinyl alcohol (PVA). IPC commenced its commercial operations from 1 April 2015 after successful commissioning, testing and completion of acceptance formalities with the main contractors.

The principal activity of SCC is the manufacture and sale of ethyl acetate, butyl acetate and polybutylene terephthalate. The ethyl acetate plant commenced its commercial operations in 2013 while Polybutylene Terephthalate Plant (PBT) commenced the commercial operations on 1 July 2018 after successful commissioning, testing and completion of acceptance formalities.

SAHARA INTERNATIONAL PETROCHEMICAL COMPANY
(FORMERLY SAUDI INTERNATIONAL PETROCHEMICAL COMPANY)
A SAUDI JOINT STOCK COMPANY
NOTES TO THE CONDENSED CONSOLIDATED INTERIM FINANCIAL STATEMENTS
FOR THE SIX MONTHS PERIOD ENDED 30 JUNE 2020
EXPRESSED IN SAUDI RIYALS IN THOUSANDS UNLESS OTHERWISE STATED

1. CORPORATE INFORMATION (continued)

The principal activities of Sipchem Europe Cooperative U.A and its 100% owned subsidiaries including Sipchem Europe B.V. and Sipchem Europe SA are to provide marketing and distribution of petrochemical products of the Company.

The principal activities of Sipchem Asia pte Ltd is to act as a marketing agent and coordinator for sales of the Company's products.

The principal activity of GACI is the manufacture and sale of cross-linked polyethylene and electrical connecting wire products. GACI commenced its commercial operations from 1 June 2015 after the successful commissioning, testing and completion of acceptance formalities with the main contractors.

The principal activities of SSPC which was established in 2014, is the manufacture and sale of moulds and dies and related services as well as production of Ethylene-Vinyl Acetate "EVA" films. The Tool Manufacturing Factory ("TMF") plant has started commercial operations from 1 November 2016. The EVA film plant has commenced commercial operations on 1 January 2019.

- 1.1.** On 22 June 2009, one of the shareholders of IAC and IVC contributed less than required contribution towards shareholders' advances and Sipchem agreed to contribute more than its required level to support the project. As a result, the Group's effective percentage of interest in both the companies increased by 2.52%. In February 2016, the Group acquired an additional 11% shares from a minority shareholder (Ikarus Petroleum Industries Company) in each of IAC and IVC, increasing its effective ownership from 78.52% to 89.52% for a consideration of SR 375.3 million. The Group recognized a reduction in non-controlling interests of SR 339.4 million and a reduction of SR 35.9 million in the equity attributable to the shareholders.
- 1.2.** The Group has only a 50% share in GACI. However, pursuant to the shareholders agreement, the control over the relevant activities and the operations of Gulf Advanced Cable Insulation Company are with the Group. Accordingly, the investee company is treated as a subsidiary of the Group.
- 1.3.** The investee company was incorporated in 2013 in Singapore. Its Article of Association is dated 13 Jumada Al-Awal, 1434H, corresponding to 25 March 2013. The principal activity of the Company is to provide marketing services for the products manufactured by the Group.
- 1.4.** In 2019, share capital of Sipchem Specialized Technology Company amounting to SR 5,000,000 was paid. The principal activity of this Company is the manufacturing of metal equipment and spare parts.
- 1.5. Joint Operation**
The Company, through its subsidiary Sahara, holds 75% equity interest in Al-Waha Petrochemicals Company ("Al-Waha"), a Joint Operation which is primarily involved in manufacturing of Polypropylene.
- 1.6. Equity accounted investees**
The Company, through its subsidiary Sahara, holds 50% equity interest in Sahara and Ma'aden Petrochemicals Company ("SAMAPCO"), a Joint Venture which is primarily involved in manufacturing of Caustic Soda and Ethyl di-Chloride.

The Company, through its subsidiary Sahara, also holds equity interests in following associates which are primarily involved in manufacturing of petrochemical products:

| | Effective ownership percentage at 30 June | |
|--|--|-------------|
| | 2020 | 2019 |
| Tasnee and Sahara Olefins Company ("TSOC") | 32.55% | 32.55% |
| Saudi Acrylic Acid Company ("SAAC") | 43.16% | 43.16% |
| Khair Inorganic Chemicals Industries Company ("Inochem") | 30.00% | 30.00% |

SAHARA INTERNATIONAL PETROCHEMICAL COMPANY
(FORMERLY SAUDI INTERNATIONAL PETROCHEMICAL COMPANY)
A SAUDI JOINT STOCK COMPANY
NOTES TO THE CONDENSED CONSOLIDATED INTERIM FINANCIAL STATEMENTS
FOR THE SIX MONTHS PERIOD ENDED 30 JUNE 2020
EXPRESSED IN SAUDI RIYALS IN THOUSANDS UNLESS OTHERWISE STATED

2. BASIS OF PREPARATION AND SIGNIFICANT ACCOUNTING POLICIES

2.1. Statement of compliance

These condensed consolidated interim financial statements (“Interim Financial Statements”) have been prepared in accordance with IAS 34 “Interim Financial Reporting” that is endorsed in the Kingdom of Saudi Arabia and other standards and pronouncements that are issued by Saudi Organization for Certified Public Accountants (“SOCPA”), and should be read in conjunction with the Group’s last annual consolidated financial statements as at and for the year ended 31 December 2019 (“Last Annual Financial Statements”). They do not include all of the information required for a complete set of IFRS financial statements. However, changes in accounting policies and selected explanatory notes are included to explain events and transactions that are significant to an understanding of the changes in the Group’s financial position and performance since the last annual financial statements.

2.2. Basis of preparation

These interim financial statements have been prepared on the historical cost basis except for the following material items in the condensed consolidated statement of financial position:

- Investment in certain equity securities and certain financial assets measured at fair value;
- The defined benefit obligation is recognised at the present value of future obligations using the Projected Unit Credit Method; and
- Derivative financial instruments that are measured at fair value.

2.3. Use of judgements and estimates

In preparing these Interim financial statements, management has made judgments and estimates that affect the application of accounting policies and the reported amounts of assets and liabilities, income and expense. Actual results may differ from these estimates. As explained in note 1, Management has assessed the potential impact of COVID-19 pandemic both locally and in the markets in which the Group operates. As a result, the Management of the Group have revised certain estimates related to value in use of Cash Generating Units (CGUs) (Refer Note 6-c).

Except for the change in estimate for value in use of certain CGUs as discussed above, the significant judgments made by management in applying the Group’s accounting policies and the key sources of estimation uncertainty were the same as those described in the last annual financial statements. Further, as the scale and duration of this development remains uncertain and is rapidly evolving the management is closely monitoring the situation and taking adequate measures to ensure estimates and judgements remain reasonable.

2.4. Basis of consolidation

The interim financial statements comprise the consolidated interim financial statements of the Company and its subsidiaries (Note 1) for the period ended 30 June 2020. Control is achieved when the Group is exposed, or has rights, to variable returns from its involvement with the investee and has the ability to affect those returns through its power over the investee.

Specifically, the Group controls an investee if, and only if, the Group has:

- Power over the investee (i.e. existing rights that give it the current ability to direct the relevant activities of the investee)
- Exposure, or rights, to variable returns from its involvement with the investee; and
- The ability to use its power over the investee to affect its returns.

Generally, there is a presumption that a majority of voting rights result in control. To support this presumption and when the Group has less than a majority of the voting or similar rights of an investee, the Group considers all relevant facts and circumstances in assessing whether it has power over an investee, including:

- The contractual arrangement(s) with the other vote holders of the investee;
- Rights arising from other contractual arrangements; and
- The Group’s voting rights and potential voting rights.

SAHARA INTERNATIONAL PETROCHEMICAL COMPANY
(FORMERLY SAUDI INTERNATIONAL PETROCHEMICAL COMPANY)
A SAUDI JOINT STOCK COMPANY
NOTES TO THE CONDENSED CONSOLIDATED INTERIM FINANCIAL STATEMENTS
FOR THE SIX MONTHS PERIOD ENDED 30 JUNE 2020
EXPRESSED IN SAUDI RIYALS IN THOUSANDS UNLESS OTHERWISE STATED

2. BASIS OF PREPARATION AND SIGNIFICANT ACCOUNTING POLICIES (continued)

2.4. Basis of consolidation (continued)

The Group re-assesses whether or not it controls an investee if facts and circumstances indicate that there are changes to one or more of the three elements of control. Consolidation of a subsidiary begins when the Group obtains control over the subsidiary and ceases when the Group loses control of the subsidiary. Assets, liabilities, income and expenses of a subsidiary acquired or disposed of during the period are included in the condensed consolidated interim financial statements from the date the Group gains control until the date the Group ceases to control the subsidiary. Profit or loss and each component of other comprehensive income (OCI) are attributed to the equity holders of the Group and non-controlling interest, even if this results in the non-controlling interest having a deficit balance.

When necessary, adjustments are made to the financial statements of subsidiaries to bring their accounting policies in line with the Group's accounting policies. All intra-group assets and liabilities, equity, income, expenses and cash flows relating to transactions among members of the Group are eliminated in full on consolidation.

A change in the ownership interest of a subsidiary, without a loss of control, is accounted for as an equity transaction. If the Group loses control over a subsidiary, it:

- Derecognises the assets (including goodwill) and liabilities of the subsidiary;
- Derecognises the carrying amount of any non-controlling interest;
- Derecognises the cumulative translation differences, recorded in equity;
- Recognises the fair value of the consideration received;
- Recognises the fair value of any investment retained;
- Recognises any surplus or deficit in profit or loss; and
- Reclassifies the Group's share of components previously recognised in other comprehensive income to profit or loss or retained earnings, as appropriate, as would be required if the Group had directly disposed of the related assets or liabilities.

Non-Controlling Interests (NCI) are measured at their proportionate share of the acquiree's identifiable net assets at the date of acquisition. Changes in the Group's interest in a subsidiary that do not result in a loss of control are accounted for as an equity transactions.

Intra-group balances and transactions, and any unrealized income and expenses arising from intra-group transactions, are eliminated. Unrealized gains arising from transactions with equity accounted investees are eliminated against the investment to the extent of the Group's interest in the investee. Unrealized losses are eliminated in the same way as unrealized gains, but only to the extent that there is no evidence of impairment.

2.5. Significant accounting policies

The accounting policies applied in these interim financial statements are the same as those applied in the Group's consolidated financial statements as at and for the year ended 31 December 2019.

2.6. Accounting standards issued but not yet effective

The following standards and interpretations are effective for annual periods beginning after 1 January 2020. These standards are not expected to have a significant impact on the Group's consolidated financial statements:

- Amendments to References to Conceptual Framework in IFRS Standards;
- Definition of a Business (Amendments to IFRS 3);
- Definition of Material (Amendments to IAS 1 and IAS 8);
- Interest Rate Benchmark Reform (Amendments to IFRS 9, IAS 39 and IFRS 7)

The following standards and interpretations are effective for annual periods beginning after 1 January 2021. Earlier application of these standards are permitted; However, the Group has not early adopted the new or amended standards in preparing these condensed consolidated interim financial statements. These standards are not expected to have a significant impact on the Group's consolidated financial statements:

- IFRS 17 Insurance Contracts - effective from 1 January 2021;
- Classification of Liabilities as current/noncurrent (Amendments to IAS 1) - effective from 1 January 2022;
- Sale or contribution of assets between an Investor and its Associate or Joint Venture (Amendments to IFRS 10 and IAS 28) - Available for optional adoption/effective date deferred indefinitely.

SAHARA INTERNATIONAL PETROCHEMICAL COMPANY
(FORMERLY SAUDI INTERNATIONAL PETROCHEMICAL COMPANY)
A SAUDI JOINT STOCK COMPANY
NOTES TO THE CONDENSED CONSOLIDATED INTERIM FINANCIAL STATEMENTS
FOR THE SIX MONTHS PERIOD ENDED 30 JUNE 2020
EXPRESSED IN SAUDI RIYALS IN THOUSANDS UNLESS OTHERWISE STATED

3. REVENUE FROM CONTRACTS WITH CUSTOMERS

The Group's operations and main revenue streams are those described in the last annual financial statements.

i) Disaggregation of revenue from contracts with customers

In the following table, revenue from contracts with customers is disaggregated by primary geographical market, major products and service lines and timing of revenue recognition.

| | 30 June 2020 (Unaudited) | 30 June 2019 (Unaudited) |
|---|---|------------------------------------|
| Primary geographic markets | | |
| Foreign countries | 1,833,502 | 2,289,319 |
| Saudi Arabia | 520,828 | 241,705 |
| | 2,354,330 | 2,531,024 |
| Major products/service lines | | |
| Petrochemical products | 2,342,182 | 2,524,951 |
| Product on contract basis - specialized products, tools etc | 12,148 | 6,073 |
| | 2,354,330 | 2,531,024 |
| Timing of revenue recognition | | |
| Product transferred at a point in time | 2,342,182 | 2,524,951 |
| Product transferred over time | 12,148 | 6,073 |
| | 2,354,330 | 2,531,024 |

ii) Contract balances

The following table provides information about receivables, contract assets and contract liabilities from contracts with customers:

| | 30 June 2020 (Unaudited) | 31 December 2019 (Audited) |
|---|---|--------------------------------------|
| Receivables included in trade receivables | 681,853 | 833,362 |
| Contract assets included in trade receivables | 5 | 8,996 |
| Contract liabilities | (173,932) | (178,992) |

The contract assets primarily relate to the Group's rights to consideration for work completed but not billed at the reporting date. The contractual liabilities primarily relate to the advance consideration received from customers for which revenue is recognised on satisfaction of performance obligation.

SAHARA INTERNATIONAL PETROCHEMICAL COMPANY
(FORMERLY SAUDI INTERNATIONAL PETROCHEMICAL COMPANY)
A SAUDI JOINT STOCK COMPANY
NOTES TO THE CONDENSED CONSOLIDATED INTERIM FINANCIAL STATEMENTS
FOR THE SIX MONTHS PERIOD ENDED 30 JUNE 2020
EXPRESSED IN SAUDI RIYALS IN THOUSANDS UNLESS OTHERWISE STATED

4. SEGMENT INFORMATION

The Group has the following operating segments:

- **Basic Chemicals**, which includes Methanol, Butane products and Carbon monoxide.
- **Intermediate chemicals**, which includes Acetic acid, Vinyl acetate monomer, Ethyl acetate, Butyl acetate, and utilities.
- **Polymers**, which includes Low-density polyethylene, polyvinyl acetate, polyvinyl alcohol, Polybutylene terephthalate, and electrical connecting wire products. This segment also includes polypropylene.
- **Marketing**, which includes trading revenues of Sipchem Marketing Company and its foreign subsidiaries as defined in Note 1.
- **Corporate and others**, which includes Sipchem, EVA films and Tool manufacturing plant. This segment also includes Sahara's enabling functions and support activities.

Segment performance is evaluated based on profit or loss and is measured consistently with profit or loss in these consolidated financial statements.

| Period ended 30 June 2020 (Unaudited) | Basic chemicals | Intermediate chemicals | Polymers | Marketing | Corporate and others | Consolidation elimination | Total |
|---|-----------------|------------------------|-----------------|------------------|----------------------|---------------------------|------------------|
| Revenue | | | | | | | |
| External customers | 597,949 | 583,337 | 897,360 | 254,725 | 20,959 | - | 2,354,330 |
| Inter-segment | 237,925 | 453,745 | 29,116 | 1,419,398 | - | (2,140,184) | - |
| Total revenue | 835,874 | 1,037,082 | 926,476 | 1,674,123 | 20,959 | (2,140,184) | 2,354,330 |
| Gross profit /(loss) | 304,223 | (16,188) | 62,444 | 55,358 | (5,897) | 11,783 | 411,723 |
| Operating profit/(loss) | 163,944 | (124,538) | (17,498) | 29,944 | (35,959) | 27,036 | 42,929 |
| Share of loss from associates and joint venture | - | - | - | - | (61,656) | - | (61,656) |
| Profit / (loss) before Zakat and tax | 28,944 | 61,403 | (70,901) | 30,336 | (270,622) | 11,779 | (209,061) |
| Total assets | 3,891,414 | 5,501,177 | 7,288,765 | 946,209 | 25,488,974 | (18,654,837) | 24,461,702 |
| Total liabilities | 2,495,972 | 2,343,570 | 3,384,005 | 561,152 | 5,566,888 | (3,915,816) | 10,435,771 |
| Capital expenditure | 48,169 | 118,328 | 84,606 | 338 | 76,062 | - | 327,503 |

| Period ended 30 June 2019 (Unaudited) | Basic chemicals | Intermediate chemicals | Polymers | Marketing | Corporate and others | Consolidation elimination | Total |
|--|-----------------|------------------------|----------------|------------------|----------------------|---------------------------|------------------|
| Revenue | | | | | | | |
| External customers | 564,859 | 749,180 | 825,833 | 217,652 | 173,500 | - | 2,531,024 |
| Inter-segment | 242,615 | 518,564 | 60,609 | 1,294,753 | 37,786 | (2,154,327) | - |
| Total revenue | 807,474 | 1,267,744 | 886,442 | 1,512,405 | 211,286 | (2,154,327) | 2,531,024 |
| Gross profit | 366,376 | 103,832 | 247,892 | 55,768 | 98,787 | 20,979 | 893,634 |
| Operating profit | 254,383 | 29,645 | 179,000 | 36,001 | 55,377 | 33,462 | 587,868 |
| Share of profits from associates and joint venture | - | - | - | - | 13,661 | - | 13,661 |
| Profit / (loss) before Zakat and tax | 222,734 | (16,502) | 137,926 | 36,236 | 25,793 | 21,123 | 427,310 |
| Total assets | 4,569,250 | 5,808,909 | 7,970,059 | 1,046,340 | 26,219,362 | (19,819,973) | 25,793,947 |
| Total liabilities | 1,896,318 | 2,464,858 | 3,580,684 | 721,899 | 4,832,590 | (2,808,059) | 10,688,290 |
| Capital expenditure | 189,616 | 50,921 | 16,289 | - | 26,444 | - | 283,270 |

Revenue based on geographical information

| | Saudi Arabia | Foreign countries | Total |
|--|----------------|-------------------|------------------|
| Revenue from external customers | | | |
| 30 June 2020 | 520,828 | 1,833,502 | 2,354,330 |
| 30 June 2019 | 241,705 | 2,289,319 | 2,531,024 |

SAHARA INTERNATIONAL PETROCHEMICAL COMPANY
(FORMERLY SAUDI INTERNATIONAL PETROCHEMICAL COMPANY)
A SAUDI JOINT STOCK COMPANY
NOTES TO THE CONDENSED CONSOLIDATED INTERIM FINANCIAL STATEMENTS
FOR THE SIX MONTHS PERIOD ENDED 30 JUNE 2020
EXPRESSED IN SAUDI RIYALS IN THOUSANDS UNLESS OTHERWISE STATED

4. SEGMENT INFORMATION (continued)
Revenue by geography and segment

| | For the period ended 30 June 2020 (Unaudited) | | | | | |
|----------------------|---|------------------------|----------------|----------------|----------------------|------------------|
| | Basic chemicals | Intermediate chemicals | Polymers | Marketing | Corporate and others | Total |
| <i>Revenue:</i> | | | | | | |
| Foreign countries | 432,818 | 487,685 | 871,656 | 32,532 | 8,811 | 1,833,502 |
| Saudi Arabia | 165,131 | 95,652 | 25,704 | 222,193 | 12,148 | 520,828 |
| Total revenue | 597,949 | 583,337 | 897,360 | 254,725 | 20,959 | 2,354,330 |
| | For the period ended 30 June 2019 (Unaudited) | | | | | |
| | Basic chemicals | Intermediate chemicals | Polymers | Marketing | Corporate and others | Total |
| <i>Revenue:</i> | | | | | | |
| Foreign countries | 563,428 | 711,678 | 789,390 | 57,396 | 167,427 | 2,289,319 |
| Saudi Arabia | 1,431 | 37,502 | 36,443 | 160,256 | 6,073 | 241,705 |
| Total revenue | 564,859 | 749,180 | 825,833 | 217,652 | 173,500 | 2,531,024 |

5. ZAKAT AND INCOME TAX

Outstanding assessments:

Details of outstanding assessments of the Group are the same as disclosed in Group's last annual financial statements for the year ended 31 December 2019 except for the following:

Sahara International Petrochemical Company (formerly Saudi International Petrochemical Company)

Sipchem has received Zakat assessments for the years 2011 to 2014 with additional Zakat liability of SR 71 million. Sipchem has accepted and settled an under-protest amount of SR 0.9 million and filed appeal on remaining amount for the General Authority for Zakat and Tax ("GAZT") reconsideration. During the period ended 30 June 2020, GAZT rejected Sipchem's appeal and the case has been escalated to the General Secretariat of Tax Committees ("GSTC"). GSTC review is awaited.

International Methanol Company (IMC)

IMC received tax and Zakat assessments for the years 2003 through 2010 with a tax, Zakat and delay fine liability of SR 60.6 million. IMC accepted and settled SR 0.17 million under protest and filed appeal on remaining liability. Following the consideration of objection letter, GAZT reduced the liability to approximately SR 19.8 million (SR 16.5 million of Zakat and SR 3.3 million of tax). IMC has accepted and settled Zakat liability of SR 2.3 million "under protest" and filed an appeal on remaining liability with Preliminary Appeal Committee ("PAC"). During 2019, GAZT has raised revised assessment and the liability has been reduced to approximately SR 5.2 million. Based on review, IMC has accepted SR 0.68 million of Zakat and this will be settled upon GAZT's request. IMC has appealed on remaining amount for GAZT's re-consideration or transfer to the Appeal Committee. During the period ended 30 June 2020, based on elapsed timeline of 90 days for GAZT to respond, the Company has escalated the appeal to GSTC. GSTC review is awaited.

Saudi Specialized Products Company (SSPC)

SSPC received an assessment for the years 2014 and 2015 with an additional Zakat and withholding tax liability of approximately SR 4.7 million. SSPC accepted and settled SR 0.92 million and has filed appeal on remaining liability. SSPC has received revised assessment from GAZT with a liability of SR 2.5 million and the Company has filed appeal against the revised assessment with PAC. During 2019, the General Secretariat of Tax Committees (GSTC) has taken over existing Appellate Committees. During the period ended 30 June 2020, based on elapsed timeline of 90 days for GAZT to respond, the Company has escalated the appeal to GSTC. GSTC review is awaited.

Sahara Petrochemicals Company (Sahara)

During April 2020, Sahara has received an assessment from GAZT with an additional Zakat liability of SR 25.4 million relating to years from 2016 to 2018. Sahara has accepted and settled an under-protest amount of SR 2.38 million and filed appeal on remaining amount for the General Authority for Zakat and Tax ("GAZT") reconsideration.

SAHARA INTERNATIONAL PETROCHEMICAL COMPANY
(FORMERLY SAUDI INTERNATIONAL PETROCHEMICAL COMPANY)
A SAUDI JOINT STOCK COMPANY
NOTES TO THE CONDENSED CONSOLIDATED INTERIM FINANCIAL STATEMENTS
FOR THE SIX MONTHS PERIOD ENDED 30 JUNE 2020
EXPRESSED IN SAUDI RIYALS IN THOUSANDS UNLESS OTHERWISE STATED

6. PROPERTY, PLANT AND EQUIPMENT

a. Acquisitions and disposals

- During the six months period ended 30 June 2020, the Group acquired assets with a cost of SR 328.1 million (six months period ended 30 June 2019: SR 281.3 million).
- During the six months period ended 30 June 2020, assets with a carrying amount of SR 209.5 million has been reclassified as held for sale. Refer to note 9.
- During the six months period ended 30 June 2020, gain of SR 222.9 million has been recognized from sale of certain precious metals (six months period ended 30 June 2019: SR Nil).
- There were no write off assets during the six months period ended 30 June 2020 (six months period ended 30 June 2019: SR 1.3 million).

b. Capital work in progress

The Group's capital work-in-progress as at 30 June 2020 is SR 582.2 million (as at 31 December 2019: SR 530 million) comprises mainly of costs related to Integration Management Office (IMO) project, Turnaround costs and other costs related to several projects for improvements and enhancements of operating plants.

c. Impairment

International Diol Company Cash Generating Unit ("IDC CGU")

Following Covid-19 and a recessionary outlook for the near term, management re-assessed the recoverable amount of IDC CGU during the six months period ended 30 June 2020.

Recoverable amount was estimated based on value-in-use calculations which used cash flow projections from revised financial budgets (in light of Covid-19) and five-year forecasts. As a result of the exercise, the Group determined that the recoverable amount of IDC CGU was less than its carrying amount. Therefore, an impairment loss of SR 100 million was recognized in the six months period ended 30 June 2020. This is in addition to the impairment loss of SR 256 million previously recognized in the 2019 financial results and SR 400 million recognised in 2016 financial results.

The key assumptions used in the estimation of value in use were as follows

| | <u>2020</u> | <u>2019</u> |
|----------------------------|-------------|-------------|
| Discount rate | 10% | 10% |
| Terminal Value growth rate | 2% | 2% |

The discount rate was a pre-tax measure calculated based on weighted average cost of capital, using capital asset pricing model ("CAPM") model to calculate the cost of equity. CAPM model used was adjusted for a risk premium to reflect both the increased risk of investing in equities generally and systematic risk of the specific CGU. Five years of cash flows were included in the discounted cash flow model, and a terminal value growth rate of 2% from 2024 has been determined by reference to nominal Gross Domestic Product (GDP) of Saudi Arabia, i.e. the country where the CGUs operate. Following the impairment loss recognized in Group's IDC CGU, the recoverable amount was equal to the carrying amount. Therefore, any movement in the key assumptions would cause a change in impairment loss.

Furthermore, other CGUs were analyzed by the management considering current situation and recessionary outlook and there is no impairment on other CGUs.

7. INVESTMENTS IN A JOINT VENTURE AND ASSOCIATES

| | <u>Note</u> | <u>30 June 2020</u> <u>(Unaudited)</u> | <u>31 December</u> <u>2019 (Audited)</u> |
|-------------------------------|-------------|---|---|
| Investment in a joint venture | | 141,433 | 204,556 |
| Investment in associates | 7.1 | 3,323,478 | 3,355,123 |
| | | <u>3,464,911</u> | <u>3,559,679</u> |

7.1. Investment in Associates

| | <u>30 June 2020</u> <u>(Unaudited)</u> | <u>31 December</u> <u>2019 (Audited)</u> |
|---|---|---|
| Investment in Associates: | | |
| Tasnee and Sahara Olefins Company | 3,126,236 | 3,155,341 |
| Khair Inorganic Chemical Industries Company | 197,242 | 199,782 |
| | <u>3,323,478</u> | <u>3,355,123</u> |

SAHARA INTERNATIONAL PETROCHEMICAL COMPANY
(FORMERLY SAUDI INTERNATIONAL PETROCHEMICAL COMPANY)
A SAUDI JOINT STOCK COMPANY
NOTES TO THE CONDENSED CONSOLIDATED INTERIM FINANCIAL STATEMENTS
FOR THE SIX MONTHS PERIOD ENDED 30 JUNE 2020
EXPRESSED IN SAUDI RIYALS IN THOUSANDS UNLESS OTHERWISE STATED

8. INVENTORIES

As at 30 June 2020, the Group wrote down its finished goods inventory by SR 47.4 million (As at 30 June 2019: SR 19.3 million) on account of an increase in the cost of production of certain finished goods exceeding the selling prices. The write-down is included in 'cost of sales' in the condensed consolidated income statement.

9. ASSETS HELD FOR SALE

The Group, as part of its strategy to remain focused on petrochemical products, is planning to divest a manufacturing facility within "Corporate and others" segment, which has been classified as Held for Sale. Management is committed to complete the sale of this plant within the next twelve months and is in the process of receiving and evaluating commercial bids.

During the six-months period ended 30 June 2020, an impairment loss of SR 180 million writing down the carrying amount of the held for sale non-current assets to their fair value less costs to sell has been included in "other expenses" in the condensed consolidated income statement. The net working capital and other current assets part of the held-for-sale segment continue to be held at their original carrying values.

10. LOANS AND BORROWINGS

| | 30 June 2020 (Unaudited) | 31 December 2019 (Audited) |
|---|-------------------------------------|-------------------------------|
| Current loans and borrowings | | |
| Shari'a compliant loans | 602,410 | 465,708 |
| Saudi Industrial Development Fund ("SIDF") | 300,700 | 255,722 |
| Public Investment Fund loans ("PIF") | 54,208 | 114,583 |
| | 957,318 | 836,013 |
| Islamic Murabaha bonds (SUKUK) | 987,718 | - |
| Advances from non-controlling shareholders | 3,500 | 21,500 |
| Total current loans and borrowings | 1,948,536 | 857,513 |
| Non-current loans and borrowings | | |
| Shari'a compliant loans | 5,360,148 | 5,066,707 |
| Saudi Industrial Development Fund ("SIDF") | 247,902 | 292,665 |
| Public Investment Fund loans ("PIF") | 325,225 | 352,329 |
| | 5,933,275 | 5,711,701 |
| Other non-current loans | | |
| Advances from non-controlling shareholders | 76,338 | 74,474 |
| Islamic Murabaha bonds (SUKUK) | - | 987,445 |
| Total non-current loans and borrowings | 6,009,613 | 6,773,620 |
| Total loans and borrowings | 7,958,149 | 7,631,133 |

The loan bears financial charges at Saudi Arabian Inter Bank Offered Rate ("SAIBOR") plus a specified fixed margin. During the six months period ended 30 June 2020, the Group obtained Sharia' compliant loans amounting to SR 1,175 million which carries interest at market rates, and repaid an amount of SR 832.2 million relating to Sharia' compliant loans and PIF.

SAHARA INTERNATIONAL PETROCHEMICAL COMPANY
(FORMERLY SAUDI INTERNATIONAL PETROCHEMICAL COMPANY)
A SAUDI JOINT STOCK COMPANY
NOTES TO THE CONDENSED CONSOLIDATED INTERIM FINANCIAL STATEMENTS
FOR THE SIX MONTHS PERIOD ENDED 30 JUNE 2020
EXPRESSED IN SAUDI RIYALS IN THOUSANDS UNLESS OTHERWISE STATED

11. FINANCIAL INSTRUMENTS

The Group's principal financial assets include cash and cash equivalents, trade receivable, long term investments and certain other receivables that arise directly from its operations. The Group's principal financial liabilities comprise short and long term loans and borrowings, advances from partners and trade and other payables. The main purpose of these financial liabilities is to finance the Group's operations.

Fair value hierarchy

The Group uses valuation techniques that are appropriate in the circumstances and for which sufficient data is available to measure fair value, maximising the use of relevant observable inputs and minimising the use of unobservable inputs. All assets and liabilities for which fair value is measured or disclosed in the condensed consolidated interim financial statements are categorised within the fair value hierarchy. This is described, as follows, based on the lowest level input that is significant to the fair value measurement as a whole:

Level 1 - Quoted (unadjusted) market prices in active markets for identical assets or liabilities.

Level 2 - Valuation techniques for which the lowest level input that is significant to the fair value measurement is directly or indirectly observable.

Level 3 - Valuation techniques for which the lowest level input that is significant to the fair value measurement is unobservable.

The following table shows the carrying amounts and fair values of financial assets, including their levels in the fair value hierarchy for financial instruments measured at fair value. It does not include fair value information for financial assets not measured at fair value if the carrying amount is a reasonable approximation of fair value:

| | Carrying amount | Fair value | Level 1 | Level 2 | Level 3 |
|---|-----------------|----------------|----------------|----------------|----------|
| As at 30 June 2020 (Unaudited) | | | | | |
| <u>Short term investments</u> | | | | | |
| Equity securities | 19,920 | 19,920 | 19,920 | - | - |
| <u>Long term investments</u> | | | | | |
| Listed mutual fund | 59,775 | 59,775 | 59,775 | - | - |
| Unlisted mutual fund | 112,438 | 112,438 | - | 112,438 | - |
| Equity shares | 14,414 | 14,414 | 14,414 | - | - |
| Total | 206,547 | 206,547 | 94,109 | 112,438 | - |
| As at 31 December 2019 (Audited) | | | | | |
| <u>Short term investments</u> | | | | | |
| Equity securities | 33,622 | 33,622 | 33,622 | - | - |
| <u>Long term investments</u> | | | | | |
| Listed mutual fund | 65,325 | 65,325 | 65,325 | - | - |
| Unlisted mutual fund | 123,238 | 123,238 | - | 123,238 | - |
| Equity shares | 15,634 | 15,634 | 15,634 | - | - |
| Total | 237,819 | 237,819 | 114,581 | 123,238 | - |

SAHARA INTERNATIONAL PETROCHEMICAL COMPANY
(FORMERLY SAUDI INTERNATIONAL PETROCHEMICAL COMPANY)
A SAUDI JOINT STOCK COMPANY
NOTES TO THE CONDENSED CONSOLIDATED INTERIM FINANCIAL STATEMENTS
FOR THE SIX MONTHS PERIOD ENDED 30 JUNE 2020
EXPRESSED IN SAUDI RIYALS IN THOUSANDS UNLESS OTHERWISE STATED

12. COMMITMENTS AND CONTINGENCIES
Commitments

| | 30 June 2020 (Unaudited) | 31 December 2019 (Audited) |
|---------------------|---|--------------------------------------|
| Capital commitments | 242,230 | 144,395 |

Contingencies

| | 30 June 2020 (Unaudited) | 31 December 2019 (Audited) |
|---------------------------------|---|--------------------------------------|
| Letters of guarantee and credit | 586,276 | 810,011 |

Contingent liabilities

In addition, the Group has no material contingent liabilities as at period ended 30 June 2020 except for those as disclosed in Note 5 to the condensed interim financial statements.

13. RELATED PARTY TRANSACTIONS AND BALANCES

Related parties include the Company's shareholders, associated companies and their shareholders, key management personnel, Board of Directors, and entities controlled, jointly controlled or significantly influenced by such parties. During the period, the Group transacted with the following related parties:

| Name | Relationship |
|--|---|
| Japan Arabia Methanol Company Limited ("JAMC") | Shareholder of a subsidiary |
| HELM - Arabia GmbH & Co. KG ("Helm - Arabia") | Shareholder of a subsidiary |
| Hanwha Chemical Malaysia Sdn Bhd ("Hanwha") | Shareholder of a subsidiary |
| SAMAPCO | Joint venture of a subsidiary |
| Lyondell Basell | Shareholder of joint operations of a subsidiary |
| SAAC | Associated Company |
| Saudi Ethylene and Polyethylene Company ("SEPC") | Associated Company |

a) Significant transaction with related parties other than key management personnel

Transactions with related parties have been disclosed below:

| Related party | Nature of transaction | For the six months period ended 30 June 2020 (Unaudited) | For the six months period ended 30 June 2019 (Unaudited) |
|----------------------|--|---|---|
| Helm - Arabia | Sales made to Helm - Arabia | - | 418,648 |
| Hanwha | Sales made to Hanwha | 214,077 | 280,547 |
| JAMC | Sales made to JAMC | 97,059 | 93,169 |
| SAMAPCO | Shared service cost charged to SAMAPCO | 49,908 | 7,081 |
| | Transfer of HOP assets to SAMAPCO | 121 | 996 |
| | Allocation of HOP finance cost to SAMAPCO | 2,019 | 462 |
| Lyondell Basell | Sales made to Lyondell Basell | 82,389 | 69,155 |
| | Shared services cost charged to Lyondell | 16,484 | 2,560 |
| | Transfer of HOP assets to Lyondell Basell | 31 | 232 |
| | Allocation of HOP finance cost to Lyondell | 490 | 175 |
| SEPC | Purchase of ethylene by Al-Waha | 3,493 | 5,763 |

SAHARA INTERNATIONAL PETROCHEMICAL COMPANY
(FORMERLY SAUDI INTERNATIONAL PETROCHEMICAL COMPANY)
A SAUDI JOINT STOCK COMPANY
NOTES TO THE CONDENSED CONSOLIDATED INTERIM FINANCIAL STATEMENTS
FOR THE SIX MONTHS PERIOD ENDED 30 JUNE 2020
EXPRESSED IN SAUDI RIYALS IN THOUSANDS UNLESS OTHERWISE STATED

13. RELATED PARTY TRANSACTIONS AND BALANCES (continued)

The above transactions resulted in the following unsecured balances with related parties:

i) Trade receivables

| | 30 June 2020 (Unaudited) | 31 December 2019 (Audited) |
|--|---|--------------------------------------|
| Lyondell Basell and its associates | 96,462 | 178,798 |
| Hanwha Chemical Malaysia Sdn Bhd | 64,560 | 84,890 |
| HELM -Arabia GmbH & Co. KG (Helm -Arabia) | 53,001 | 80,495 |
| Japan Arabia Methanol Company Limited (JAMC) | 23,507 | 10,010 |
| | 237,530 | 354,193 |

ii) Prepayment and other current assets

| | 30 June 2020 (Unaudited) | 31 December 2019 (Audited) |
|-----------------|---|--------------------------------------|
| SAMAPCO | 67,472 | 24,867 |
| Lyondell Basell | 1,623 | 6,247 |
| | 69,095 | 31,114 |

iii) Accrued expenses and other expenses

| | 30 June 2020 (Unaudited) | 31 December 2019 (Audited) |
|-----------------|---|--------------------------------------|
| SAMAPCO | 29,593 | 21,398 |
| Lyondell Basell | 13,387 | 6,825 |
| | 42,980 | 28,223 |

b) Key management personnel

Key management personnel of the Group comprise of the Board of Directors and key members of management having authority and responsibility for planning, directing and controlling the activities of the Company.

The key management personnel compensation is as follows:

| | 30 June 2020 (Unaudited) | 30 June 2019 (Unaudited) |
|--|---|------------------------------------|
| Short-term employee benefits | 6,086 | 6,640 |
| End of service benefits | 1,182 | 1,875 |
| Thrift plan | 401 | 547 |
| Share based payment transactions | 36 | 50 |
| Total compensation related to key management personnel | 7,705 | 9,112 |

c) Transfer pricing

On 25 Jumada Al-Awal 1440H corresponding to 31 January 2019G, the General Authority for Zakat and Tax ("GAZT") in the Kingdom of Saudi Arabia (KSA) issued Transfer Pricing Bylaws (By-laws). These by-laws were enacted on 15 February 2019 as part of the tax law and became binding on tax payers for periods ending on or after 31 December 2018. The Group has filed necessary documentation to comply with relevant tax law within statutory time limit.

SAHARA INTERNATIONAL PETROCHEMICAL COMPANY
(FORMERLY SAUDI INTERNATIONAL PETROCHEMICAL COMPANY)
A SAUDI JOINT STOCK COMPANY
NOTES TO THE CONDENSED CONSOLIDATED INTERIM FINANCIAL STATEMENTS
FOR THE SIX MONTHS PERIOD ENDED 30 JUNE 2020
EXPRESSED IN SAUDI RIYALS IN THOUSANDS UNLESS OTHERWISE STATED

14. OTHER INCOME / (EXPENSES), NET

| | Notes | 30 June 2020 (Unaudited) | 30 June 2019 (Unaudited) |
|----------------|--------------|-------------------------------------|-------------------------------------|
| Other income | 14.1 | 254,689 | 2,152 |
| Other expenses | 14.2 | (290,326) | (20,685) |
| | | (35,637) | (18,533) |

14.1. Other income

| | Notes | 30 June 2020 (Unaudited) | 30 June 2019 (Unaudited) |
|-------------------------------------|--------------|-------------------------------------|-------------------------------------|
| Gain on disposal of precious metals | 14.1.1 | 222,988 | - |
| Others | | 31,701 | 2,152 |
| | | 254,689 | 2,152 |

14.1.1. Income of SR 223 million (six months period ended 30 June 2019: SR Nil) from gain of sale of certain precious metals used as catalysts in certain plants. The Group has opted to lease such precious metals instead of outright ownership.

14.2. Other expenses

| | Notes | 30 June 2020 (Unaudited) | 30 June 2019 (Unaudited) |
|-----------------|--------------|-------------------------------------|-------------------------------------|
| Impairment loss | 14.2.1 | (280,000) | - |
| Others | | (10,326) | (20,685) |
| | | (290,326) | (20,685) |

14.2.1. Loss from impairment of a CGU of SR 100 million (six months period ended 30 June 2019: SR Nil) - for detail refer to note 6. Furthermore, loss from impairment of SR 180 million (six months period ended 30 June 2019: SR Nil) following classification of certain non-current assets as Held for Sale. Refer to note 9.

15. EARNINGS PER SHARE

The calculation of Earnings per share has been based on the following profit attributable to the equity holders of the Company and weighted average number of ordinary shares outstanding:

| | Three months from April to June | | Six months from January to June | |
|---|--|-----------------------------|--|-----------------------------|
| | 2020 (Unaudited) | 2019 (Unaudited) | 2020 (Unaudited) | 2019 (Unaudited) |
| (Loss) / profit attributable to the equity holders of the Company | (98,961) | 210,853 | (151,786) | 325,578 |
| Weighted average number of ordinary shares outstanding during the period | 733,333 | 488,889 | 733,333 | 427,778 |
| Basic and diluted (loss) / earnings per share attributable to the equity holders of the | (0.13) | 0.43 | (0.21) | 0.76 |

16. SUBSEQUENT EVENTS

No adjusting event occurred between 30 June 2020 and the date of authorization of interim financial statements by Board of Directors which may have an impact on these interim financial statements.

However, as explained in Note 1, the Company noted that COVID-19 virus outbreak was declared a pandemic by the World Health Organization at a time close to first quarter ended 31 March 2020. Currently the situation is evolving; and has started impacting the business. The management continues to closely monitor any material developments across the markets in which it operates and sells its products and has a strategy in place to mitigate any potential adverse impacts. Material changes if any will be reflected as part of the operating results and cash flows of the future reporting periods.